



GO

⊗ Commands Menu



GO



Prohibited Item

Prohibited Item

⊗ Commands Menu

GO



⊗ Commands Menu

111m

GO

⊗ Commands Menu



85m

GO

CAUTION  
⚠

⊗ Commands Menu



GO

⊗ Commands Menu

A close-up shot of a futuristic control panel. The central feature is a red digital display showing '00:00'. Below the display, the text 'Set timer:' and 'Twenty minutes' is visible. The panel is surrounded by various buttons and components, including a green button and a red button on the right side, and a silver lever on the left side. The overall aesthetic is high-tech and industrial.

00:00

Set timer:


Twenty minutes

- L2 R2 Issue Commands to Allies
- Switch Characters
- Evade
- R1 Guard
- L1 Command Shortcuts
- R3 Lock On



Electroclap

Scorpion Sentinel



Barret

Hey! How the hell do we fight this thing?

- △ Punisher Mode
- Attack
- × Commands Menu

Switch

Barret	4879/9999	55
Cloud	HP 5274/7956	MP 80
	ATB	Limit



19:57:96



GO

Main Scenario

Escape from the Reactor

Barret

Wedge should be covering our way out!

× Commands Menu

Cloud HP 606/1082 MP 31

GO

18:27:30



⊗ Commands Menu

GO

15:30:25

40m

⊗ Commands Menu



GO

30m

⊗ Commands Menu

**COMPLETE CHAPTER 01 ON HARD DIFFICULTY**

Chapter 2  
Fateful Encounters

Barret

Looks like we made it.



GO

⊗ Commands Menu

GO



Goal

⊗ Commands Menu





STOP

W. 1ST ST

SPEED LIMIT  
25

NO LEFT TURN

NO PARKING

155m

GO

⊗ Commands Menu

Goal

GO

⊗ Commands Menu

GO



⊗ Commands Menu




GO

- ◆ It's like the end of the world...
- ◆ Unbelievable...



82m

⊗ Commands Menu



MiNe



93m

GO

⊗ Commands Menu



Here. This is for you.

How much?

I'm good.

ROBSON

88m

GO

⊗ Commands Menu

GO

SUNFLOWER  
Artificial Flower Shop

BAKERY & CAFE  
8th Street Cafe

???

m

⊗ Commands Menu



GO



⊗ Commands Menu



222 m

GO

⊗ Commands Menu

◆ I'm sure Sector 7's affected too...

◆ Naw, Shinra wouldn't let that happen.

GO

⊗ Commands Menu



◆ Man, this train is slower than molasses, am I right?

GO

⊗ Commands Menu



**COMPLETE CHAPTER 02 ON HARD DIFFICULTY**

Chapter 3  
Home Sweet Slum



SAVE



七番街入口  
Sector 7  
駅入口  
Sector 7 Station

OPEN

Open

GO



⊗ Commands Menu

EGGS

LOC 053



⊗ Commands Menu



GO



⊗ Commands Menu



GO



GO



△ Interact

⊗ Commands Menu



GO



GO

⊗ Commands Menu

◆ I'll head on down there first thing tomorrow!

◆ Even our facilities are starting to look a little run-down, don't you think?

◆ Not alone you won't!

GO

Tifa

Scrap Boulevard is out west. Past the barricades supposed to keep the monsters out.



GO

⊗ Commands Menu



GO

⊗ Commands Menu





Kill all groups of enemies in the Scrapyard



Goal

GO

⊗ Commands Menu



Goal

GO

⊗ Commands Menu

- L2 R2 Issue Commands to Allies
- X Switch Characters
- O Evade
- RT Guard
- L1 Command Shortcuts
- LR3 Lock On



Tifa

Well, I've been here five years now. "If you don't look out for yourself, no one else will."

- △ Punisher Mode
- Attack
- × Commands Menu

Switch

Tifa	1098/1206	28	R2
Cloud	HP 901/1218	MP 28	
	ATB	Limit	

A screenshot from Final Fantasy VII Remake showing Tifa Lockhart in a dark, industrial environment. She is wearing her signature white tank top and black suspenders. Her right arm is equipped with a red and black gauntlet. She has a somber expression and is looking slightly to her left. The background consists of dark, rocky walls and wooden railings. In the foreground, a large, dark, metallic object is partially visible on the left side.

Tifa

Of course not. Even so, folks'll be grateful for the peace and quiet in the meantime.



GO

⊗ Commands Menu



GO

◆ No way we can afford the rent on our place. I'll start looking for a new one...

WEAPONS

あなたの助けを必要とする  
自警団員募集  
来世も明日も、あなたを

⊗ Commands Menu

◆ Hey, you just opened up shop in the area, didn't you?

◆ Katie  
Got new numbers for monsters slain this month! Check 'em out!

GO







Chadley

I would like you to set that Assess materia in your equipment and use it to gather intelligence in battle.

Assess materia obtained.



39m

GO

⊗ Commands Menu



Johnny

Get off me, assholes! I didn't do shit!

◆ He could go to jail.

◆ I feel bad for him.

⊗ Commands Menu

GO

Main Scenario ↻

◆ A Job Well Done



X Commands Menu



GO

Head back out into town?

Good idea.

No.



What'll it be?

Something hard.


Not in the mood.





Round  
Score

Tutorial  
Darts  
View Again



!

Stop playing?

Yes

No

Aim X Throw O Quit

3. Tifa's Theme

Wait at the counter for Tifa?

Yes

No



GO

◆ Hoodlum

Word is he lives in this town. Just shut up and wait. We'll find him soon enough.

⊗ Commands Menu



GO



A screenshot from Final Fantasy VII Remake showing Barret and Tifa on a balcony overlooking a slum. Barret is on the left, wearing his signature blue tank top and black pants, with his large gun-arm on his back. Tifa is on the right, wearing her signature white and blue outfit with a red headband. The background shows a dense, multi-story slum with various buildings, some with signs like 'TELEPHONE' and 'HOTEL'. The scene is set during the day with a warm, golden light.

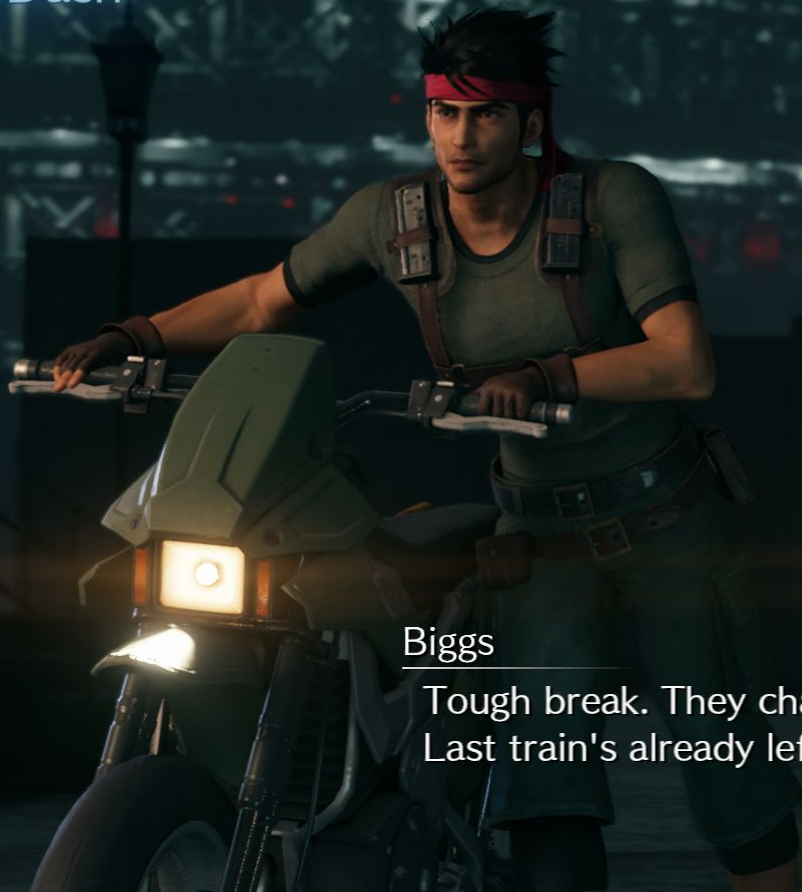
Ready to go?

No.

Yeah.

**COMPLETE CHAPTER 03 ON HARD DIFFICULTY**

Chapter 4  
Mad Dash



Biggs

Tough break. They changed the times.  
Last train's already left.



- R2 Accelerate
- L2 Brake
- RT Guard
- L1 Long-Range Attack
- Attack Right
- Attack Left
- OPTION Skip Bike Mini-Game

# Paused

Resume

Skip the Bike Mini-Game

Retry from Last Battle

Return to Title Screen

Long-Range  
△ Spinning Slash

Wedge HP	Motonox Gust
Cloud HP	Motonox Gust



71m

GO

⊗ Commands Menu



8m

GO

⊗ Commands Menu



GO

⊗ Commands Menu



Shinra ID Card



5m

GO

⊗ Commands Menu



2m



 Interact

 Commands Menu

A character with spiky blonde hair and a large gun-arm on his back stands in a dark, industrial environment. He is wearing a dark, sleeveless vest over a blue shirt. The background features dark walls, a concrete floor, and some yellow safety markings. The lighting is dim, with a few spotlights visible.

You all set?

Yeah.

No.



47m

七六分室  
AUTHORIZED ACCESS  
関係者以外  
立入禁止

GO

⊗ Commands Menu

- Evade
- RT Guard
- L1 Command Shortcuts
- LT3 Lock On

☞ Sweeper A defeated.

Roche

At last, our long-awaited dance begins! Here's to a fair fight, my friend!

- △ Punisher Mode
- Attack
- × Commands Menu

Cloud	HP 6062/8194	MP 84
	ATB	Limit



Main Scenario

Rendezvous at the Empty Lot

GO

Cloud

Security's out in force.

⊗ Commands Menu



40m

Main Scenario ↻

Return to the Slums

GO


⊗ Commands Menu



GO

Jessie

Well, okay then! Maybe I'll lend Mom a hand next time too!



14m

GO

GO

⊗ Commands Menu

GO



セブンスヘブン  
Seventh Heaven





GO

A cinematic scene from Final Fantasy VII Remake. Cloud and Aerith are in a dark, industrial environment. Cloud, with his spiky blonde hair and blue eyes, is on the left, looking towards Aerith. Aerith, with her long black hair and red headscarf, is on the right, looking back at Cloud. The lighting is dim, with some blue and green highlights in the background.

Will you come back tomorrow night?

No promises.


Not happening.



GO



 Interact

 Commands Menu



GO

◆ If the trains are running tomorrow, I plan on going up to have a talk with the foreman.

⊗ Commands Menu



GO



⊗ Commands Menu

GO



A character with spiky blonde hair, wearing a dark blue sleeveless top and a large blue shoulder-mounted gun, stands in a dark, industrial-looking room. The room has dark grey walls and a floor that appears to be a platform or a set of stairs. A menu with four options is overlaid on the right side of the screen, with a blue glow behind the first option.

Go to sleep?

Sleep until tomorrow

Rest

Not now



GO

Tifa

And that's all you can tell me?



3. Tifa's Theme

GO



⊗ Commands Menu

3. Tifa's Theme

GO



⊗ Commands Menu



◆ Announcer

In a press conference that was held earlier today...

GO

⊗ Commands Menu



GO



Get on the train?

Yes

No

**COMPLETE CHAPTER 04 ON HARD DIFFICULTY**

Chapter 5  
Dogged Pursuit

Announcement

The terrorist group "Avalanche" has issued another bomb threat.





GO

 Interact

 Commands Menu





??? m

GO

⊗ Commands Menu

GO



 Interact

 Commands Menu



GO

⊗ Commands Menu



GO

⊗ Commands Menu

GO

???

m

⊗ Commands Menu

GO

222 m



⊗ Commands Menu

GO



⊗ Commands Menu

GO



509m

REST

⊗ Commands Menu



Materia & Equipment

L2 << Cloud >> R2

Weapon SP

- Twin Stinger 66
- Chain Bangle
- Transference Module

Materia △ Set Materia



Attributes

HP	8315 / 8984
Level	48
MP	116 / 116
Attack	274
Magic Attack	262
Defense	113
Magic Defense	114
Strength	108
Magic	102
Vitality	63
Spirit	64
Luck	70



### Twin Stinger

⚔️ 58 ⚡️ 58 🛡️ 0 🏹 0

Ability  
Counterstance ✓



### Chain Bangle

⚔️ 0 ⚡️ 0 🛡️ 50 🏹 50



### Transference Module

⚔️ 0 ⚡️ 0 🛡️ 0 🏹 0

**WEAPON:**  
**ARMOR:** Replace Lightning with **Fire**  
**SUMMON:**

# Materia & Equipment

L2 << Tifa >> R2

## Weapon

- ☞ Purple Pain SP 20
- ☉ Force Bracelet
- ☞ Fury Ring

## Materia

△ Set Materia

Materia slot diagram showing equipped items: Purple Pain (82), Force Bracelet (9), Fury Ring (0), and a slot with a green materia.

## Attributes

HP	8676 / 8676
Level	50
MP	133 / 133
Attack	282
Magic Attack	342
Defense	76
Magic Defense	77
Strength	100
Magic	138
Vitality	57



### Purple Pain

82 66 0 0

Ability  
True Strike ✓

### Force Bracelet

0 0 9 9

### Fury Ring

0 0 0 0

**GIVE AERITH'S MATERIA TO TIFA**

Select equipment to change.

R1 Set for All



GO



GO





446m

GO

⊗ Commands Menu



GO



⊗ Commands Menu

GO





52m

GO

⊗ Commands Menu



# Materia & Equipment

L2 << Cloud >> R2

Weapon SP

- Hardedge 24
- Chain Bangle
- Götterdämmerung

Materia △ Set Materia



Attributes

HP 8344 / 9640

Level **50** MP 84 / 84

- Attack 357
- Magic Attack 236
- Defense 115
- Magic Defense 117
- Strength 110
- Magic 104
- Vitality 65
- Spirit 67
- Luck 73



**Hardedge**

137 28 0 0

Ability  
Infinity's End ☺



**Chain Bangle**

0 0 50 50



**Götterdämmerung**

0 0 0 0

- WEAPON:**
- ARMOR:** Replace Fire with **Lightning**
- SUMMON:**

Materia & Equipment

L2 << Barret >> R2

Weapon SP

- Big Bertha 14
- Geometric Bracelet
- Fury Ring

Materia Set Materia



Attributes

HP 7924 / 9999

Level **50** MP 122 / 122

- Attack 279
- Magic Attack 228
- Defense 95
- Magic Defense 72
- Strength 93
- Magic 83
- Vitality 77
- Spirit 54
- Luck 65




Geometric Bracelet

0 Attack, 0 Magic Attack, 8 Defense, 8 Magic Defense



Fury Ring

0 Attack, 0 Magic Attack, 0 Defense, 0 Magic Defense



**WEAPON:**  
**ARMOR:** Replace Fire with **Lightning**  
**SUMMON:**



GO



SAVE

⊗ Commands Menu



GO



Goal

⊗ Commands Menu

- L2 R2 Issue Commands to Allies
- Switch Characters
- Evade
- R1 Guard
- L1 Command Shortcuts
- R3 Lock On

Grab Warden



△ Punisher Mode

□ Attack

× Commands Menu

Switch  
Barret 9931/9999 58 R2

Tifa 7791/7791 64

Cloud HP 7554/8194 MP 84  
ATB Limit



GO

⊗ Commands Menu

**COMPLETE CHAPTER 05 ON HARD DIFFICULTY**

Chapter 6  
Light the Way

GO

SAVE







GO

⊗ Commands Menu



GO



31m


⊗ Commands Menu



# SUPPLY CIRCUIT

FILE 0 - PREVIEW

FILE 0 - PREVIEW



GO

ENVIRONMENTAL DATA

NO. E88723.5249.V91

PLEASE SEE THE AREA MONITOR FOR DETAILS. THE AREA MONITOR HAS A HISTORY CAPTIONED BY THE AREA MONITOR FOR THE AREA MONITOR.

PLEASE SEE THE AREA MONITOR FOR DETAILS. THE AREA MONITOR HAS A HISTORY CAPTIONED BY THE AREA MONITOR FOR THE AREA MONITOR.

PLEASE SEE THE AREA MONITOR FOR DETAILS. THE AREA MONITOR HAS A HISTORY CAPTIONED BY THE AREA MONITOR FOR THE AREA MONITOR.

84m

⊗ Commands Menu

GO




⊗ Commands Menu

GO



⊗ Commands Menu



⊗ Commands Menu

GO



GO

⊗ Commands Menu



GO



⊗ Commands Menu



GO

G-02

115m

⊗ Commands Menu

GO



116m

⊗ Commands Menu



143m

GO

⊗ Commands Menu

G-04

GO



178m

⊗ Commands Menu

G-05

GO



⊗ Commands Menu



GO

⊗ Commands Menu

GO

149m

34m

⊗ Commands Menu



G-06

GO



⊗ Commands Menu



G-06



GO

⊗ Commands Menu



G-07



105m

GO

⊗ Commands Menu



GO

77m

⊗ Commands Menu

GO



⊗ Commands Menu



GO



Tifa

Don't look at the fan! Whatever you do.

⊗ Commands Menu



GO



⊗ Commands Menu

H-01



GO

Tifa

It's from a speech President Shinra gave talking up the importance of the sun lamps.

GO



⊗ Commands Menu



GO



⊗ Commands Menu



⊗ Commands Menu



GO



⊗ Commands Menu

GO

Horizontal

Barret

Yeah! Lined it up perfect!



GO



⊗ Commands Menu



GO

⊗ Commands Menu



H-04

GO



⊗ Commands Menu



GO



31m

219m

⊗ Commands Menu





GO

⊗ Commands Menu

GO

148m



⊗ Commands Menu



GO

⊗ Commands Menu



GO

Tifa  
Hmm... Where was that last light again?

⊗ Commands Menu



GO

⊗ Commands Menu



GO





GO



GO



⊗ Commands Menu



GO

Horizontal



Vertical






GO



117m

⊗ Commands Menu



124m

281m

⊗ Commands Menu

GO

⊗ Commands Menu

GO

⊗ Commands Menu

GO

Tifa

He knew we might be late, so he came up with a few ways to kill time.



GO

GO



GO

⊗ Commands Menu

GO

GO

⊗ Commands Menu

GO

⊗ Commands Menu

GO

⊗ Commands Menu

GO

⊗ Commands Menu

GO

⊗ Commands Menu

**COMPLETE CHAPTER 06 ON HARD DIFFICULTY**



Chapter 7  
A Trap Is Sprung



GO



SAVE

GO

GO





GO

⊗ Commands Menu



GO

⊗ Commands Menu

GO

GO

⊗ Commands Menu



- L2 R2 Issue Commands to Allies
- Switch Characters
- Evade
- R1 Guard
- L1 Command Shortcuts
- R3 Lock On

GO

Blocked

Fire

Blocked  
Blocked  
Blocked  
Blocked  
Blocked

Switch

Barret 2248/2273 32

Tifa 1733/1733 34

Cloud HP 2250/2312 MP 43  
ATB Limit

- △ Punisher Mode
- Attack
- × Commands Menu

GO

⊗ Commands Menu

GO

⊗ Commands Menu

GO

Cloud

Yeah.

GO

GO

⊗ Commands Menu

106m

GO

⊗ Commands Menu

53m

GO



⊗ Commands Menu



- L2 R2 Issue Commands to Allies
- ⓧ ⓧ Switch Characters
- Evade
- R1 Guard
- L1 Command Shortcuts
- ⓧ R3 Lock On

Security Officer B

伍 88

- △ Punisher Mode
- Attack
- ⓧ Commands Menu

Switch

Barret	1963/2273	32
Tifa	491/1733	35
Cloud	HP 1772/2312	MP 43

ATB Limit



Tifa


Barret, Cloud! Over here!

Sector 5 Reactor Keycard

GO

 Keycards: 1

Tutorial  
Disposing of M Units  
 View Again

**TRANSPORT SYSTEM**  Operation requires a keycard.

**M UNITS**



**APPELLATOR**

Dispose of an M unit?  
(Cost: 1 Keycard)

Yes  
No

Authenticating...  
Authorizing authorization...  
Preparing enhancements for transport...  
Transport initiated.



62m

任道

GO

### ALIMENTATION SYSTEM

ENHANCEMENTS	4/4
ADD TO BARRAGE (MPL-1)	3/3
DEFENSE	2/3

APPLIESTER



SYSTEM 1

SYSTEM 2

SYSTEM 3

⊗ Commands Menu

GO

⊗ Commands Menu

66m

GO


△ Interact

⊗ Commands Menu

ALIMENTATION SYSTEM (SYSTEM) (SYSTEM)

ENHANCEMENTS IN PROGRAMMING CORES	4 / 4
BIG SCHMERZ SHIELDS	3 / 3
PLANTS	2 / 3

AIRBLISTER



COMMANDS MENU

伍 B7

GO

⊗ Commands Menu





GO



GO



 Interact

 Commands Menu


GO

### AUGMENTATION SYSTEM

[SYSTEM] [SYSTEM]

ENHANCEMENTS	PROGRESS
AI PROGRAMMING DEKES	4 / 4
RED BOMBER SHIELDS	3 / 3
ILLUMINATE	2 / 3

RESEARCHING AIRBUSTER



PERFORMANCE METRICS

- STABILITY
- EFFICIENCY
- POWER

DETAILED DATA

PARAMETER	VALUE
STABILITY	95%
EFFICIENCY	88%
POWER	72%

GO



⊗ Commands Menu



GO



△ Interact

⊗ Commands Menu

ALIMENTATION SYSTEM

RESERVE	4 / 4
RESERVE	3 / 2
RESERVE	2 / 2

ASSEMBLY



STATUS

0000

GO

⊗ Commands Menu



69m

GO



△ Interact

⊗ Commands Menu



GO

⊗ Commands Menu



GO



⊗ Commands Menu

GO



GO



97m

⊗ Commands Menu



GO



GO

80m

⊗ Commands Menu



GO



⊗ Commands Menu



⊗ Commands Menu

GO

Barret

Why does everything have to be so damn complicated...?





⊗ Commands Menu

GO

⊗ Commands Menu



GO



REST

⊗ Commands Menu

2. Bombing Mission

GO



57m

⊗ Commands Menu



⊗ Commands Menu

GO

32m



**COMPLETE CHAPTER 07 ON HARD DIFFICULTY**



Chapter 8  
Budding Bodyguard



Materia

Cloud

Barret

Tifa

Aerith

Aerith

# Revival Materia

Lv. ★★

AP            MAX

Allows you to use revival spells.



Materia Info



Revival Materia

★1 Use Raise

★2 Use Arise

## GIVE BARRET'S MATERIA TO AERITH

Give Barret's Fury Ring to Aerith  
 Glve Aerith the Force Bracelet

## MATERIA EXCHANGE


Cloud: Switch Lightning with Fire  
 Aerith: Switch Lightning with Fire



Goal



 Interact

 Commands Menu

SAVE

- Evade
- RT Guard
- Command Shortcuts
- R3 Lock On



15  
EM Mine A

Reno

Figured this dance of ours could use a spark!

- △ Punisher Mode
- Attack
- × Commands Menu

Cloud	HP 2051 / 2465	MP 44
	ATB	Limit

GO



34m

Main Scenario

Escape from the Church

Security Officer  
Hey! Open up in there!

Commands Menu

GO

⊗ Commands Menu



321m

GO

⊗ Commands Menu

43m

GO

⊗ Commands Menu





GO

Undercity Resident

Oh, on your way home from the church?

21. Cait Sith's Theme

GO

⊗ Commands Menu

Main Scenario

Through the Backstreets

GO

◆ People say it's like an *explosion* of flavor beyond your wildest dreams.

⊗ Commands Menu

GO

Aerith

Hmm...

You'd better watch out then, Cloud.

Main Scenario

◆ Around the Gate

GO

⊗ Commands Menu



Hold

△ Interact

× Commands Menu

GO

⊗ Commands Menu



GO



GO



GO

⊗ Commands Menu

Cloud

Weapon

Hardedge SP 34

Chain Bangle

Götterdämmerung

Materia



Remove Materia Swap Materia

Attributes

HP 4751 / 9640

Level 50 MP 76 / 84

Attack	357
Magic Attack	236
Defense	115
Magic Defense	117
Strength	110
Magic	104
Vitality	65
Spirit	67
Luck	73

Cloud

## Enemy Skill Materia

Lv. ★ AP MAX

Gives you a chance to learn certain enemy techniques that you've endured and use them as abilities. These abilities can only be used when the materia is set to your equipment.

## Materia Info



## Enemy Skill Materia

★1 Learn and use enemy skills

Switch Aerith's Chakra for **Enemy Skill**



GO

SAVE

 Interact

 Commands Menu

- L2 R2 Issue Commands to Allies
- X O Switch Characters
- Evade
- R1 Guard
- L1 Command Shortcuts
- R3 Lock On

Smogger



Aerith 7509/7509 106 R2

Cloud HP 5091/9308 MP 100  
ATB Limit

## E \* ENEMY SKILLS 03/04

Smogger / **Self-Destruct**

*Defeat enemy, then stand nearby until it Self Destroys*

- Cloud
- Aerith
- ↳ Barret
- ↳ Tifa

Materia

Attributes

	HP	4751 / 9640
Level	50	MP 76 / 84
⚔ Attack		357
⚡ Magic Attack		236
🛡 Defense		115
🛡 Magic Defense		117
👊 Strength		110
🔮 Magic		104
❤ Vitality		65
✨ Spirit		67
♣ Luck		73

Cloud

## Chakra Materia

Lv. ★★★★★ AP MAX

Allows you to restore your own HP and cure poison with Chakra. The amount restored is relative to damage received, and more is restored the lower your HP.



Materia Info



Chakra Materia

- ★1 Use Chakra (Restores 20% HP of damage taken)
- ★2 Use Chakra (Restores 25% HP of damage taken)
- ★3 Use Chakra (Restores 30% HP of damage taken)
- ★4 Use Chakra (Restores 35% HP of damage taken)
- ★5 Use Chakra (Restores 40% HP of damage taken)

Switch Aerith's Enemy Skill for **Chakra**

GO



332m

Goal

⊗ Commands Menu

GO

⊗ Commands Menu





GO



Hold

△ Interact

⊗ Commands Menu