

Blues Challenge in D

Jump Start



Tenthumbspro.com
For educational purposes only

Key: D

Harmony: D7-I7, G7-IV7, A7-V7

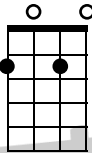
Video Tutorial:

Chord Shapes:

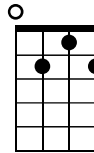
D7



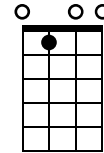
D7 (no root)



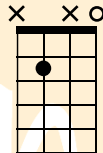
G7



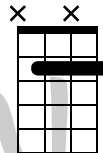
A7



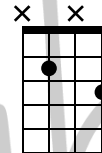
D5



D6



D7



Quick Change Chord Progression:

```
|D7 //// |G7 //// |D7 //// |D7 ////
|G7 //// |G7 //// |D7 //// |D7 ////
|A7 //// |G7 //// |D7 //// |A7 ////
```

12 Bar with Basic Strum Pattern:

```
1 & 2 & 3 & 4 & | 1 & 2 & 3 & 4 & | 1 & 2 & 3 & 4 & | 1 & 2 & 3 & 4 & |
D7              |G7              |D7              |D7              |
D  D U  U D U | D  D U  U D U | D  D U  U D U | D  D U  U D U |
```

```
1 & 2 & 3 & 4 & | 1 & 2 & 3 & 4 & | 1 & 2 & 3 & 4 & | 1 & 2 & 3 & 4 & |
G7              |G7              |D7              |D7              |
D  D U  U D U | D  D U  U D U | D  D U  U D U | D  D U  U D U |
```

```
1 & 2 & 3 & 4 & | 1 & 2 & 3 & 4 & | 1 & 2 & 3 & 4 & | 1 & 2 & 3 & 4 & |
A7              |G7              |D7              |A7              |
D  D U  U D U | D  D U  U D U | D  D U  U D U | D  D U  U D U |
```

Introducing a shuffle

D5 D6 D7 D6 D5 D6 D7 D6

- You want to use swing time, like playing in 12/8 or using triplets
- You can make a shuffle with the 5th, 6th and b7th intervals.
- You can also shuffle between the D5 and D6, you don't need to add the flat 7th interval.

Adding a turnaround

9 10

- These are measures 11 and 12
- The turnaround is a descending line that starts on the 5th interval.
- The hammer on goes from the b3rd to the major 3rd.
- The mute and the up strum on the & after gives the turnaround a nice element of surprise. Changing chords on the & always adds interest.

Turnaround 2

11 12

- This turnaround is the same idea, the only difference is the descending line uses 8^{ths} instead of ¼ tones.

D Minor Pentatonic and D Blues Scale

D Minor Pentatonic Shape 1

D Blues Scale (Minor Pentatonic with b5th note)

Root b5th

- Shape 1 of both the D minor pentatonic and the D blues scale, note there is literally just a 1 note difference, the flat 5th, make sure you use that note as a passing tone.

One measure lick

The image shows a musical notation for a one-measure lick. The top staff is a treble clef with a 7 above the first note and an 8 above the last note. The bottom staff is a guitar fretboard diagram with strings T, A, B labeled on the left. Fret numbers 8, 7, 5, and 5 are indicated above the strings.

- This puts the scale in play with a one measure fill.
- You can literally use this anywhere you want, just make sure that you don't add it and make a 13 bar blues
- Pay attention to the timing
- Note how the last note is D, this means it resolves on the root note

