

# D Minor Pentatonic Fills



Tenthumbspro.com  
For educational purposes only

Key: D Minor

Video Tutorial: <https://www.youtube.com/watch?v=yEHaQhT07AU>

## When can I use these fills?

- Anytime over the D minor chord
- Anytime over songs in the key of D minor
- Anytime over songs in the key of F Major
- Anytime in a D blues

## Fill 1

Musical notation for Fill 1. The top staff is a treble clef with a key signature of one flat (Bb). The melody starts at measure 11 with a triplet of eighth notes: Bb4, A4, G4. The second measure is a quarter rest. The third measure is a quarter note: F4. The fourth measure is a quarter note: E4. The fifth measure is a quarter note: D4. The sixth measure is a quarter note: C4. The seventh measure is a quarter note: Bb3. The eighth measure is a quarter note: Ab3. The ninth measure is a quarter note: G3. The tenth measure is a quarter note: F3. The eleventh measure is a quarter note: E3. The twelfth measure is a quarter note: D3. The bottom staff shows the guitar fretboard with strings A, B, and E. The fret numbers are: 3, 1, 2, 3, 1, 2, 0, 1, 2, 2, 2, 2, 3, 1, 2, 3, 1, 2, 0, 1, 2, 2, 2.


- Kicks off with a tasty triplet
- Make sure you let the 2<sup>nd</sup> beat ring out for a full quarter beat, that is the key to nailing the timing in this song
- By the time the 3<sup>rd</sup> beat comes around I have already formed the D minor chord

## Fill 2

Musical notation for Fill 2. The top staff is a treble clef with a key signature of one flat (Bb). The melody starts at measure 9 with a slide (sl.) on the first beat, then a slide (sl.) on the second beat. The third measure is a quarter note: D4. The fourth measure is a quarter note: C4. The fifth measure is a quarter note: Bb3. The sixth measure is a quarter note: Ab3. The seventh measure is a quarter note: G3. The eighth measure is a quarter note: F3. The ninth measure is a quarter note: E3. The tenth measure is a quarter note: D3. The bottom staff shows the guitar fretboard with strings A, B, and E. The fret numbers are: 3, 5, 3, 5, 3, 1, 2, 0, 1, 2, 2, 2, 3, 5, 3, 5, 3, 1, 2, 0, 1, 2, 2, 2.

- Here the slides are instant so count the first two beats in 8ths
- When you play the 2<sup>nd</sup> fret of the C string, the root note, on the 3<sup>rd</sup> beat, have that D minor shape ready to go


### Fill 3



Musical notation for Fill 3, consisting of two measures. The first measure starts with a treble clef and a 5-measure rest. The melody begins with a D4 note, followed by a triplet of E4, F4, and G4. The second measure continues with a triplet of G4, A4, and B4, followed by a quarter note C5. The bass line for both measures consists of a steady eighth-note pattern: 0-1-2-2-2-2-2-2-2-2-2-2-2-2-2-2.

- The strum over the first part is DUDUD, if you nail the down strum over the 2<sup>nd</sup> beat you'll stay in time.
- Note the first measure lands on the C note, the second on the D, the first one sounds great to highlight the Dm7 sound or as a bridge from the D minor to the C major chord


### Fill 4



Musical notation for Fill 4, consisting of two measures. The first measure starts with a treble clef and a 7-measure rest. The melody begins with a triplet of D4, E4, and F4, followed by a quarter note G4. The second measure continues with a triplet of G4, A4, and B4, followed by a quarter note C5. The bass line for both measures consists of a steady eighth-note pattern: 2-0-2-2-2-2-2-2-2-2-2-2-2-2-2-2. There are 'H' markings above the first and second measures, and wavy lines indicating vibrato on the second beat of each measure.

- This one is a little strange but sounds great, the double stop sounds great!
- Add vibrato to the 2<sup>nd</sup> beat to take it to the next level, double stop vibrato is very cool.

### Fill 5



Musical notation for Fill 5, consisting of four measures. The first measure starts with a treble clef and a 1-measure rest. The melody begins with a triplet of D4, E4, and F4, followed by a quarter note G4. The second measure continues with a triplet of G4, A4, and B4, followed by a quarter note C5. The third measure continues with a triplet of C5, B4, and A4, followed by a quarter note G4. The fourth measure continues with a triplet of G4, F4, and E4, followed by a quarter note D4. The bass line for all measures consists of a steady eighth-note pattern: 0-1-1-1-1-3-4-1-2-2-2-2-2-2-2-2.

- Easily the hardest one, the only lick that finishes &
- Take your time and learn the lick on the 2<sup>nd</sup> and 4<sup>th</sup> beat that finishes on beat, once you get that down it will be much easier to play the off beat lick
- The 4<sup>th</sup> beat is just chord tones, so make the D minor and act like you are fingerpicking.