

# Harmonizing All the Modes Of the Major Scale - Suggested Chord Progressions



Tenthumbspro.com  
For educational purposes only

Modes: All 7 with C Root  
Video Tutorial:

## Ionian

Chords

Roman Numerals

I - ii - iii - IV - V - vi - vii°

Suggested Chord Progressions

I - V - iv - IV

1 & 2 & 3 & 4 & | 1 & 2 & 3 & 4 & | 1 & 2 & 3 & 4 & | 1 & 2 & 3 & 4 & |  
**C** | **G** | **Am** | **F** |  
 D D U U D U | D D U U D U | D D U U D U | D D U U D U |

I-ii-V

1 & 2 & 3 & 4 & | 1 & 2 & 3 & 4 & | 1 & 2 & 3 & 4 & | 1 & 2 & 3 & 4 & |  
**C** | **C** | **Dm** | **G** |  
 D D U U D U | D D U U D U | D D U U D U | D D U U D U |

Next time you are playing a song in the major key try to analyze the chord progression by its roman numerals.

# Dorian

## Scale

## Chords

## Roman Numerals

i - ii - bIII - IV - v - vi° - bVII

## Suggested Chord Progressions

i - IV

1 & 2 & 3 & 4 & | 1 & 2 & 3 & 4 & | 1 & 2 & 3 & 4 & | 1 & 2 & 3 & 4 & |  
 Cm | Cm | F | F |  
 D D U U D U | D D U U D U | D D U U D U | D D U U D U |

- This one is known as the "Dorian Vamp" and is the most common for this mode

i - bIII - IV - i

1 & 2 & 3 & 4 & | 1 & 2 & 3 & 4 & | 1 & 2 & 3 & 4 & | 1 & 2 & 3 & 4 & |  
 Cm | Eb | F | Cm |  
 D D U U D U | D D U U D U | D D U U D U | D D U U D U |

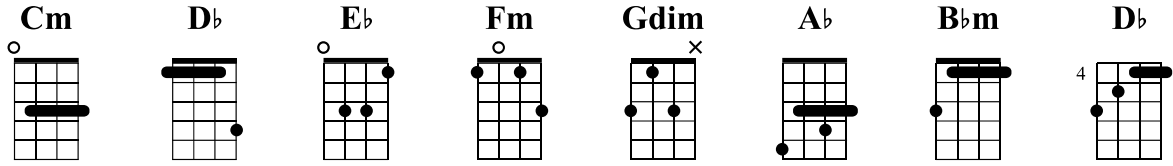
# Phrygian

## Scale

## Roman Numerals

i - bii - bIII - iv - v° - bVI - bvii

## Chords



## Suggested Chord Progressions

i - bII

1 & 2 & 3 & 4 & | 1 & 2 & 3 & 4 & | 1 & 2 & 3 & 4 & | 1 & 2 & 3 & 4 & |  
**Cm** | **Cm** | **Db** | **Db** |  
 D D U U D U | D D U U D U | D D U U D U | D D U U D U |

i - bII - bvii

1 & 2 & 3 & 4 & | 1 & 2 & 3 & 4 & | 1 & 2 & 3 & 4 & | 1 & 2 & 3 & 4 & |  
**Cm** | **Cm** | **Db** | **Bbm** |  
 D D U U D U | D D U U D U | D D U U D U | D D U U D U |

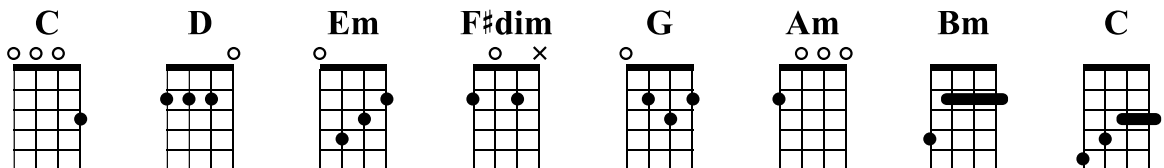
i - bII - bIII - bII

1 & 2 & 3 & 4 & | 1 & 2 & 3 & 4 & | 1 & 2 & 3 & 4 & | 1 & 2 & 3 & 4 & |  
**Cm** | **Db** | **Eb** | **Db** |  
 D D U U D U | D D U U D U | D D U U D U | D D U U D U |

Lydian

Musical notation for a Lydian scale in C major. The top staff shows a treble clef, 4/4 time signature, and notes C4, D4, E4, F#4, G4, A4, B4, C5. The bottom staff shows guitar fretboard notation with strings E, A, B and frets 0, 2, 0, 2, 3, 0, 2, 3.

## Chords



## Roman Numerals

I - II - iii - #iv° - V - vi - vii

## Suggested Chord Progressions

I - II

1 & 2 & 3 & 4 & | 1 & 2 & 3 & 4 & | 1 & 2 & 3 & 4 & | 1 & 2 & 3 & 4 & |  
**C** | **C** | **D** | **D** |  
 D D U U D U | D D U U D U | D D U U D U | D D U U D U |

I - II - vii - I

1 & 2 & 3 & 4 & | 1 & 2 & 3 & 4 & | 1 & 2 & 3 & 4 & | 1 & 2 & 3 & 4 & |  
**C** | **D** | **Bm** | **D** |  
 D D U U D U | D D U U D U | D D U U D U | D D U U D U |

## Mixolydian

uke.

### Chords

### Roman Numerals

I - ii - iii° - IV - v - vi - bVII

## Suggested Chord Progressions

I - bVII - IV

1 & 2 & 3 & 4 & | 1 & 2 & 3 & 4 & | 1 & 2 & 3 & 4 & | 1 & 2 & 3 & 4 & |  
**C** | **Bb** | **F** | **F** |  
 D D U U D U | D D U U D U | D D U U D U | D D U U D U |

I - v - IV - bVII

1 & 2 & 3 & 4 & | 1 & 2 & 3 & 4 & | 1 & 2 & 3 & 4 & | 1 & 2 & 3 & 4 & |  
**C** | **Gm** | **F** | **Bb** |  
 D D U U D U | D D U U D U | D D U U D U | D D U U D U |

# Aeolian

## Scale

1 2

## Chords

**Cm** **Ddim** **E $\flat$**  **Fm** **Gm** **A $\flat$**  **B $\flat$**  **Cm**

## Roman Numerals

i - ii - bIII - iv - v - bVI - bVII

## Suggested Chord Progressions

i - bVII - bVI - bVII

1 & 2 & 3 & 4 & | 1 & 2 & 3 & 4 & | 1 & 2 & 3 & 4 & | 1 & 2 & 3 & 4 & |  
Cm | B $\flat$  | A $\flat$  | B $\flat$  |  
D D U U D U | D D U U D U | D D U U D U | D D U U D U |

i - v

1 & 2 & 3 & 4 & | 1 & 2 & 3 & 4 & | 1 & 2 & 3 & 4 & | 1 & 2 & 3 & 4 & |  
Cm | Gm | Cm | Gm |  
D D U U D U | D D U U D U | D D U U D U | D D U U D U |

i - iv - v - i

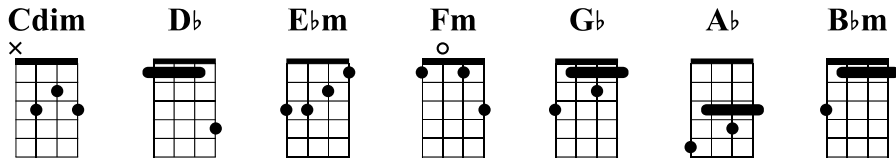
1 & 2 & 3 & 4 & | 1 & 2 & 3 & 4 & | 1 & 2 & 3 & 4 & | 1 & 2 & 3 & 4 & |  
Cm | Fm | Gm | Cm |  
D D U U D U | D D U U D U | D D U U D U | D D U U D U |

# Locrian

## Scale

1 2

## Chords



## Roman Numerals

$i^\circ - bII - biii - iv - bV - bVI - bvii$

## Suggested Chord Progressions

None! It is too dissonant.

