

Great Balls of Fire

Jerry Lee Lewis



Tenthumbspro.com
For educational purposes only

Key: C

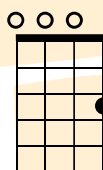
Harmony: C, C6, F, F6, G, G6

BPM:

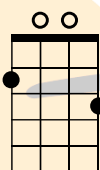
Video Tutorial: <https://www.youtube.com/watch?v=0IKk WL8fUU>

Chord Shapes:

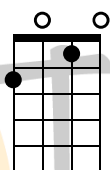
C



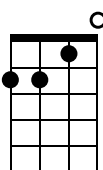
C6



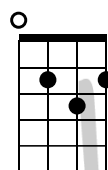
F



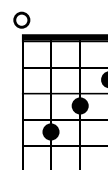
F6



G



G6



C, F and G shuffles

Musical notation for C, F and G shuffles. The notation is in 4/4 time and consists of three measures. Measure 1 contains C, C6, C, and C6 chords. Measure 2 contains F, F6, F, and F6 chords. Measure 3 contains G, G6, G, and G6 chords. The notation includes a treble clef, a key signature of one sharp (F#), and a common time signature of 4/4. The guitar part is written in standard notation with fret numbers indicated below the strings.

Intro Riff

Musical notation for the Intro Riff. The notation is in 4/4 time and consists of two lines of music. The first line contains measures 4, 5, and 6, with chords C and F. The second line contains measures 7, 8, and 9, with chords G and C. The notation includes a treble clef, a key signature of one sharp (F#), and a common time signature of 4/4. The guitar part is written in standard notation with fret numbers indicated below the strings.

Verse Strum Pattern and Chord Progression:

1 & 2 & 3 & 4 & | 1 & 2 & 3 & 4 & | 1 & 2 & 3 & 4 & | 1 & 2 & 3 & 4 & |
C C6 C C6 | C C6 C C6 | F F6 F F6 | F F6 F F6 |
D U D U D U D U | D U D U D U D U | D U D U D U D U | D U D U D U D U |

1 & 2 & 3 & 4 & | 1 & 2 & 3 & 4 & | 1 & 2 & 3 & 4 & | 1 & 2 & 3 & 4 & |
G G6 G G6 | F F6 F F6 | C | |
D U D U D U D U | D U D U D U D U | D | |

Bridge/Chorus Strum Pattern and Chord Progression:

1 & 2 & 3 & 4 & | 1 & 2 & 3 & 4 & | 1 & 2 & 3 & 4 & | 1 & 2 & 3 & 4 & |
F F6 F F6 | F F6 F F6 | C C6 C C6 | C C6 C C6 |
D U D U D U D U | D U D U D U D U | D U D U D U D U | D U D U D U D U |

1 & 2 & 3 & 4 & | 1 & 2 & 3 & 4 & | 1 & 2 & 3 & 4 & | 1 & 2 & 3 & 4 & |
F F6 F F6 | F F6 F F6 | G | |
D U D U D U D U | D U D U D U D U | D | U D U |

1 & 2 & 3 & 4 & | 1 & 2 & 3 & 4 & | 1 & 2 & 3 & 4 & | 1 & 2 & 3 & 4 & |
G | G | G | G |
D U D U D U | D U D U D U | D | D D D |

[Intro - Play with Riff - Chords Reflect General Harmony]

C
You shake my nerves and you rattle my brain

F
Too much love drives a man insane

G F
You broke my will, but what a thrill

C
Goodness, gracious, great balls of fire

[Verse 1]

C
I laughed at love before, I thought it was funny

F
You came along and moved me honey

G F
I changed my mind, this love is fine

C
Goodness, gracious, great balls of fire

[Chorus]

F **C**
Kiss me baby, woooooo it feels good
F
Hold me baby
G
I want to love you like a lover should
G
You're fine,
G
so kind.
G **G**
I wanna tell the world that you're mine mine mine mine.

[Verse 2]

C
I chew my nails and I twiddle my thumb
F7
I'm real nervous but it sure is fun
G7 **F7**
Oh baby, drive me crazy
C N.C.
Goodness, gracious, great balls of fire

[Chorus]

[Verse 3]

C
I chew my nails and I twiddle my thumbs
F
I'm real nervous but it sure is fun
G **F**
Oh baby, drive me crazy
C **C**
Goodness, gracious, great balls of fire

[Coda strum to end song]

| 1 & 2 & 3 & 4 & | 1 & 2 & 3 & 4 & | 1 & 2 & 3 & 4 & |
| **C** | **C** | **C** |
| **D** | | **U D U** | **D** |